

WHAT IS INCLUDED IN THE HYBRID PACKAGE?


- All standard features of a regular F205 with the following differences.
- Fiberglass lids made in the same color as the deck inlay
- Stainless steel slam latches
- 6mm non-absorbent; non-skid, UV protected, textured foam decking in standard colors.

WHAT ARE THE STANDARD COLORS?


We offer 3 standard colors that are not trimmed in any additional color. The exposed edge of the fiberglass lid will act as a trim color.



DARK GRAY



LIGHT GRAY



TAN


WHAT DOES THE STANDARD HYBRID PACKAGE COST?

For information on pricing, please contact your local dealer.


ARE CUSTOM COLORS OFFERED?

We do offer an upgraded foam decking option that adds a **colored trim** backing to one of the standard colors. This is an additional charge added to the standard hybrid package. Note: The trim color must match the pinstripe color of the boat. For example, if the boat is gunmetal with a red fire pin stripe; then the decking can be dark gray with red trim.


* * Allow an extra 2 weeks production time for custom colored decking.



DARK BLUE




ORANGE



RED



BLACK



GREEN

Note: Colors may appear different digitally than actual color due to screen differences.

IS THE HYBRID PACKAGE OFFERED IN THE F195 AND F215?

Not at this time. In order to offer a no-carpet option, aluminum lids are replaced with fiberglass ones. We had to fabricate 27 molds in order to manufacture the lids for the F20 Hybrid. This is not a quick process. It is possible to offer this package in the F215 in the future if there is enough demand.

WHAT IS THE WARRANTY ON THE FOAM PADDING?

The warranty only covers defects in workmanship and material for a period of 24 months from shipment to the manufacture. Similar to carpet, no other issues are covered under warranty. [NOTE: These types of defects would most likely be discovered by Falcon prior to going to the dealer.]

HOW DO I TAKE CARE OF THE FOAM DECKING?

The foam decking is easy to clean and take care of. Follow the directions below.

- **Fish Blood** – Use a 1:1 ration of bleach and warm water. Scrub with a soft bristle brush, rinse, and repeat as needed. Elbow grease may be required!
- **Mud/Dirt** – Mix an all purpose cleaner with warm water. Scrub with a soft bristle brush, rinse, and repeat as needed.
- **Miscellaneous Stains** - Mix an all purpose cleaner with warm water. Scrub with a soft bristle brush, rinse, and repeat as needed.
- Always dilute your bleach.
- Make sure to use a soft bristled brush.
- Clean the stain as soon as possible. Some stains may be stubborn than others. Not all stains are guaranteed to come out.
- If you use a product containing acetone, be careful not to get it near the adhesive.